

INVESTMENT BOND

FUND LIST

MAY 2026

This fund list details the funds available through the Phoenix Wealth Investment Bond.

About this fund list

There are three main fund ranges within our offering, denoted in this fund list by the symbols shown below:

MS **Managed Solutions:** This range comprises the Phoenix Wealth Elite funds and the Liontrust Multi-Asset funds.

TS **Tailored Selection:** This is an exclusive range of externally managed funds. We offer both active and passive funds within this range.

SC **Showcase Funds:** If you're looking for something a little different for your portfolio, we include a small number of specialist funds to be part of Tailored Selection. These are our Showcase funds, designed to introduce you to some of the industry's best kept secrets.

If our main fund ranges are not appropriate for you, we also offer a number of additional funds. These funds are shown without an **MS** or **TS** symbol next to them. Some of these funds may once have been part of Tailored Selection.

How can I find out more about these funds?

To find the latest fund factsheets with details of fund performance and where funds are invested, visit www.phoenixwealth.co.uk

The value of an investment can fall as well as rise and is not guaranteed. You could get back less than you invest.

Sustainable investment labels

The FCA has introduced four labels to investment funds that aim to make clear the differences between different types of sustainable investment. Read more about the [labels and sustainability disclosures](#)

Four sustainability labels

The four sustainable investment labels appear in this fund list as follows:




Please note: If any of the four labels are shown next to any of the Phoenix Wealth funds, the label applies to the underlying fund that is held, and not the Phoenix Wealth fund. It has been determined and disclosed by the manager of the underlying fund and it is not endorsed or verified by Phoenix Wealth.



| Sustainability label | Description |
|---------------------------------------|---|
| Sustainability Focus | These funds invest mainly in assets that focus on sustainability for people or the planet. Examples may include activities to support the production of energy, for example, from solar, wind or hydrogen. |
| Sustainability Impact | These funds invest mainly in solutions to sustainability problems with an aim to achieve a positive impact for people or the planet. Examples may include renewable energy generation and social housing. |
| Sustainability Improvers | These funds invest mainly in assets that may not be sustainable now, but aim to improve their sustainability. Examples may include investments in companies that are on a credible path to net zero by 2050, or are committed to improving social standards such as human rights. |
| Sustainability Mixed Goals | These funds invest mainly in a mix of assets that either focus on sustainability, aim to improve their sustainability over time, or aim to achieve a positive impact for people or the planet. Examples may include a mixture of investments from the labels above (Focus, Improvers and Impact). |

| | | Annual Fund Management Charge % | Annual Fund Expenses % | Asset Class |
|--|--|---------------------------------|------------------------|---------------------------|
| Asia Pacific excl. Japan Equities | | | | |
| | Phoenix Wealth Abrdn Asia Pacific Equity | 1.35 | 0.10 | Developed Market Equities |
| | Phoenix Wealth BNY Mellon Asian Income | 1.25 | 0.10 | Developed Market Equities |
| | Phoenix Wealth Elite Asia Pacific | 1.25 | Nil | Developed Market Equities |
| | Phoenix Wealth Fidelity Asia Pacific Opportunities | 1.20 | 0.15 | Developed Market Equities |
| | Phoenix Wealth HSBC Pacific Index | 0.65 | 0.05 | Developed Market Equities |
| | Phoenix Wealth iShares Pacific ex Japan Equity Index | 0.64 | 0.05 | Developed Market Equities |
| | Phoenix Wealth Schroder Asian Income | 1.35 | Nil | Developed Market Equities |
| Commodity/Energy | | | | |
| | Phoenix Wealth BlackRock Gold & General | 1.30 | 0.15 | Other |
| | Phoenix Wealth JPM Natural Resources | 1.30 | 0.05 | Other |
| Europe excl. UK Equities | | | | |
| | Phoenix Wealth Barings Europe Select Trust | 1.25 | 0.05 | Developed Market Equities |
| | Phoenix Wealth BlackRock Continental European | 1.20 | 0.15 | Developed Market Equities |
| | Phoenix Wealth BlackRock Continental European Income | 1.20 | 0.15 | Developed Market Equities |
| | Phoenix Wealth CT European Select | 1.20 | 0.10 | Developed Market Equities |
| | Phoenix Wealth Elite European Equity | 1.25 | Nil | Developed Market Equities |
| | Phoenix Wealth HSBC European Index | 0.65 | 0.05 | Developed Market Equities |
| | Phoenix Wealth iShares Continental European Equity Index | 0.64 | Nil | Developed Market Equities |
| | Phoenix Wealth Janus Henderson European Selected Opps | 1.30 | 0.15 | Developed Market Equities |
| | Phoenix Wealth Schroder European Climate Transition | 1.27 | Nil | Developed Market Equities |
| | Phoenix Wealth Schroder European Recovery | 1.36 | Nil | Developed Market Equities |
| Flexible Investment | | | | |
| | Phoenix Wealth BNY Mellon Multi-Asset Growth | 0.85 | 0.05 | Other |
| | Phoenix Wealth Elite Stockmarket Managed | 1.10 | Nil | Other |
| | Phoenix Wealth Liontrust MA Explorer 85 Δ Ø | 1.44 | Nil | Other |
| | Phoenix Wealth Liontrust MA Explorer 100 Δ Ø | 1.51 | Nil | Other |
| Global Emerging Markets Equities | | | | |
| | Phoenix Wealth BNY Mellon Emerging Income † | 1.30 | 0.15 | Emerging Market Equities |
| | Phoenix Wealth Elite Global Emerging Markets † | 1.25 | Nil | Emerging Market Equities |
| | Phoenix Wealth Fidelity Emerging Markets † | 1.40 | 0.20 | Emerging Market Equities |
| | Phoenix Wealth GAM Star China Equity † | 1.30 | 0.35 | Emerging Market Equities |
| | Phoenix Wealth iShares Emerging Markets Equity Index † | 0.70 | 0.05 | Emerging Market Equities |
| | Phoenix Wealth JPM Emerging Markets Income † | 1.25 | 0.15 | Emerging Market Equities |
| | Phoenix Wealth Jupiter Global Emerging Markets † Δ | 1.49 | Nil | Emerging Market Equities |
| | Phoenix Wealth M&G Global Emerging Markets † Δ | 1.26 | Nil | Emerging Market Equities |
| Global Equities | | | | |
| | Phoenix Wealth AXA Framlington Global Thematics | 1.20 | 0.10 | Developed Market Equities |
| | Phoenix Wealth BNY Mellon Global Income | 1.15 | 0.05 | Developed Market Equities |
| | Phoenix Wealth BNY Mellon Long Term Global Equity | 1.20 | 0.05 | Developed Market Equities |
| | Phoenix Wealth CT Global Select | 1.20 | 0.05 | Developed Market Equities |
| | Phoenix Wealth Elite Global Equity | 1.25 | Nil | Developed Market Equities |
| | Phoenix Wealth Elite International | 1.25 | Nil | Developed Market Equities |





| | | | Annual Fund Management Charge % | Annual Fund Expenses % | Asset Class |
|--|---|--|---------------------------------|------------------------|---------------------------|
| TS | Phoenix Wealth Fidelity Global Dividend | | 1.20 | 0.15 | Developed Market Equities |
| TS | Phoenix Wealth Fidelity Global Special Situations | | 1.35 | 0.15 | Developed Market Equities |
| TS | Phoenix Wealth Jupiter Ecology Δ | | 1.26 | Nil | Developed Market Equities |
| | Phoenix Wealth M&G Global Dividend Δ | | 1.11 | Nil | Developed Market Equities |
| | Phoenix Wealth Schroder Global Equity Income | | 1.40 | Nil | Developed Market Equities |
| | Phoenix Wealth Schroder Global Healthcare | | 1.42 | Nil | Developed Market Equities |
| SC | Phoenix Wealth Schroder ISF Global Recovery | | 1.10 | 0.30 | Developed Market Equities |
| Global Fixed Interest | | | | | |
| TS | Phoenix Wealth Abrdn SICAV II Global Inflation Linked Govt Bond | | 0.85 | 0.15 | Fixed Interest |
| TS | Phoenix Wealth BNY Mellon International Bond | | 0.85 | 0.10 | Fixed Interest |
| TS | Phoenix Wealth iShares ESG Screened Overseas Corporate Bond Index | | 0.64 | Nil | Fixed Interest |
| TS | Phoenix Wealth iShares Overseas Government Bond Index | | 0.64 | Nil | Fixed Interest |
| Global High Yield | | | | | |
| | Phoenix Wealth AXA US Short Duration High Yield Bond | | 1.20 | Nil | Fixed Interest |
| TS | Phoenix Wealth Ninety One EM Blended Debt | | 1.20 | 0.15 | Fixed Interest |
| Japan Equities | | | | | |
| | Phoenix Wealth AXA Framlington Japan | | 1.05 | 0.10 | Developed Market Equities |
| TS | Phoenix Wealth Baillie Gifford Japanese | | 0.90 | 0.05 | Developed Market Equities |
| MS | Phoenix Wealth Elite Japan | | 1.25 | Nil | Developed Market Equities |
| | Phoenix Wealth HSBC Japan Index | | 0.65 | 0.05 | Developed Market Equities |
| | Phoenix Wealth Invesco Japanese Equity Advantage Δ | | 1.25 | Nil | Developed Market Equities |
| TS | Phoenix Wealth iShares Japan Equity Index | | 0.64 | Nil | Developed Market Equities |
| | Phoenix Wealth Jupiter Japan Income Δ | | 1.41 | Nil | Developed Market Equities |
| TS | Phoenix Wealth Man Japan CoreAlpha | | 1.20 | 0.15 | Developed Market Equities |
| TS | Phoenix Wealth Schroder Tokyo | | 1.38 | Nil | Developed Market Equities |
| Mixed Investment 0%-35% Shares | | | | | |
| TS | Phoenix Wealth AXA IM Defensive Distribution | | 0.75 | Nil | Other |
| MS | Phoenix Wealth Elite Defensive Managed | | 0.75 | Nil | Other |
| MS | Phoenix Wealth Elite Extra Defensive Managed | | 0.75 | Nil | Other |
| TS | Phoenix Wealth Jupiter Merlin Monthly Income Select Δ | | 1.36 | Nil | Other |
| Mixed Investment 20%-60% Shares | | | | | |
| TS | Phoenix Wealth AXA IM Distribution | | 0.75 | Nil | Other |
| TS | Phoenix Wealth AXA IM Ethical Distribution | | 0.75 | Nil | Other |
| | Phoenix Wealth AXA Lifetime Distribution | | 0.75 | Nil | Other |
| MS | Phoenix Wealth Elite Cautious Managed | | 0.75 | Nil | Other |
| MS | Phoenix Wealth Elite Extra Cautious Managed | | 0.75 | Nil | Other |
| TS | Phoenix Wealth Invesco Distribution Δ | | 1.23 | Nil | Other |
| | Phoenix Wealth Janus Henderson Cautious Managed | | 1.10 | 0.15 | Other |
| MS | Phoenix Wealth Liontrust MA Explorer Income 45 Δ ∅ | | 1.26 | Nil | Other |
| MS | Phoenix Wealth Liontrust MA Explorer Income 60 Δ ∅ | | 1.33 | Nil | Other |
| | Phoenix Wealth MI Verbatim Portfolio 3 | | 1.40 | 0.40 | Other |
| | Phoenix Wealth MI Verbatim Portfolio 4 | | 1.40 | 0.45 | Other |
| | Phoenix Wealth Ninety One Global Income Opportunities | | 0.95 | 0.10 | Other |

| | | | Annual Fund Management Charge % | Annual Fund Expenses % | Asset Class |
|--|----------|---|---------------------------------|------------------------|---------------------------|
| Mixed Investment 40%-85% Shares | | | | | |
|  | TS | Phoenix Wealth AXA Global Sustainable Managed | 1.20 | 0.05 | Other |
| | TS | Phoenix Wealth Baillie Gifford Managed | 0.75 | Nil | Other |
| | MS | Phoenix Wealth Elite Balanced Managed | 1.00 | Nil | Other |
| | MS | Phoenix Wealth Liontrust MA Explorer 70 Δ Ø | 1.38 | Nil | Other |
| | | Phoenix Wealth MI Verbatim Portfolio 5 Growth | 1.40 | 0.45 | Other |
| | | Phoenix Wealth MI Verbatim Portfolio 6 | 1.40 | 0.50 | Other |
| | | Phoenix Wealth Schroder Managed | 0.87 | Nil | Other |
| Money Market | | | | | |
| | TS | Phoenix Wealth Money Market ▲ | 0.50 | Nil | Money Market |
| North America Equities | | | | | |
| | | Phoenix Wealth AXA Framlington American Growth | 1.20 | 0.05 | Developed Market Equities |
| | MS | Phoenix Wealth Elite North American Equity | 1.25 | Nil | Developed Market Equities |
| | | Phoenix Wealth Fidelity American | 1.35 | 0.05 | Developed Market Equities |
| | | Phoenix Wealth HSBC American Index | 0.65 | Nil | Developed Market Equities |
| | TS | Phoenix Wealth iShares North American Equity Index | 0.64 | Nil | Developed Market Equities |
| | TS | Phoenix Wealth JPM US Equity Income | 1.07 | 0.05 | Developed Market Equities |
| | TS | Phoenix Wealth JPM US Select | 1.03 | 0.05 | Developed Market Equities |
| | TS | Phoenix Wealth Schroder US Mid Cap | 1.36 | Nil | Developed Market Equities |
| Property Other | | | | | |
| | TS | Phoenix Wealth iShares Environment & Low Carbon Tilt Real Est Ind | 0.70 | Nil | Property |
|  | TS | Phoenix Wealth Schroder Global Cities Real Estate | 1.37 | Nil | Property |
| Specialist | | | | | |
| | MS | Phoenix Wealth Abrdn Diversified Growth and Income | 1.00 | 0.20 | Other |
| | | Phoenix Wealth AXA Framlington Biotech | 1.10 | 0.05 | Developed Market Equities |
| | TS | Phoenix Wealth AXA Framlington Global Technology | 1.25 | 0.05 | Developed Market Equities |
| | | Phoenix Wealth AXA Framlington Health | 1.25 | 0.05 | Developed Market Equities |
| | TS | Phoenix Wealth AXA Global Distribution | 0.75 | Nil | Other |
| | | Phoenix Wealth BlackRock UK Absolute Alpha | 1.20 | 0.15 | Other |
| | | Phoenix Wealth BNY Mellon Real Return | 1.20 | 0.05 | Other |
| | MS | Phoenix Wealth Elite Diversified Market 2 | 0.45 | Nil | Other |
| | MS | Phoenix Wealth Elite Diversified Market 3 | 0.45 | Nil | Other |
| | MS | Phoenix Wealth Elite Diversified Market 4 | 0.45 | Nil | Other |
| | MS | Phoenix Wealth Elite Diversified Market 5 | 0.45 | Nil | Other |
| | MS | Phoenix Wealth Elite Diversified Market 6 | 0.45 | Nil | Other |
| | TS | Phoenix Wealth First Sentier Global Listed Infrastructure | 1.20 | 0.10 | Other |
| | SC TS MS | Phoenix Wealth FP Foresight Diversified Real Assets Δ Ø | 0.71 | Nil | Other |
| | TS | Phoenix Wealth Jupiter Financial Opportunities Δ | 1.49 | Nil | Other |
| | MS | Phoenix Wealth Liontrust MA Monthly High Income Δ Ø | 1.12 | Nil | Other |
| | | Phoenix Wealth M&G Global Convertibles Δ | 1.24 | Nil | Other |
| | | Phoenix Wealth Premier Miton Alternative Investments | 1.30 | 0.10 | Other |
| | | Phoenix Wealth Stewart Investors Asia Pacific Leaders | 1.10 | 0.05 | Developed Market Equities |

| | | Annual Fund Management Charge % | Annual Fund Expenses % | Asset Class |
|--------------------------------|---|---------------------------------|------------------------|----------------|
| Sterling Corporate Bond | | | | |
| | Phoenix Wealth Aegon Ethical Corporate Bond | 0.95 | 0.05 | Fixed Interest |
| | Phoenix Wealth Aegon Investment Grade Bond | 0.80 | 0.05 | Fixed Interest |
| | Phoenix Wealth Aegon Sterling Corporate Bond | 0.85 | 0.05 | Fixed Interest |
| | Phoenix Wealth AXA Sterling Corporate Bond | 0.95 | 0.10 | Fixed Interest |
| | Phoenix Wealth AXA Sterling Credit Short Duration Bond | 0.80 | Nil | Fixed Interest |
| | Phoenix Wealth Fidelity MoneyBuilder Corporate Bond | 0.90 | 0.15 | Fixed Interest |
| TS | Phoenix Wealth Invesco Corporate Bond Δ | 1.00 | Nil | Fixed Interest |
| TS | Phoenix Wealth iShares Corporate Bond Index | 0.64 | Nil | Fixed Interest |
| | Phoenix Wealth Jupiter Corporate Bond Δ | 1.20 | Nil | Fixed Interest |
| TS | Phoenix Wealth M&G Corporate Bond Δ | 0.83 | Nil | Fixed Interest |
| Sterling Fixed Interest | | | | |
| MS | Phoenix Wealth Elite Bond | 1.00 | Nil | Fixed Interest |
| | Phoenix Wealth Fixed Interest | 0.62 | Nil | Fixed Interest |
| Sterling High Yield | | | | |
| TS | Phoenix Wealth AXA Global High Yield | 1.10 | 0.05 | Fixed Interest |
| Sterling Strategic Bond | | | | |
| TS | Phoenix Wealth Artemis Strategic Bond | 0.95 | 0.10 | Fixed Interest |
| | Phoenix Wealth AXA Managed Income | 0.95 | 0.10 | Fixed Interest |
| MS | Phoenix Wealth Liontrust Strategic Bond Δ ∅ | 0.82 | Nil | Fixed Interest |
| | Phoenix Wealth M&G Optimal Income Δ | 1.08 | Nil | Fixed Interest |
| | Phoenix Wealth M&G UK Inflation Linked Corporate Bond Δ | 0.98 | Nil | Fixed Interest |
| UK All Companies | | | | |
| | Phoenix Wealth Aegon Ethical Equity | 1.20 | Nil | UK Equities |
| | Phoenix Wealth AXA Framlington UK Mid Cap | 1.20 | 0.05 | UK Equities |
| | Phoenix Wealth BNY Mellon UK Equity | 0.75 | 0.05 | UK Equities |
| | Phoenix Wealth CT UK | 1.20 | 0.05 | UK Equities |
| MS | Phoenix Wealth Elite UK Equity | 1.25 | Nil | UK Equities |
| | Phoenix Wealth Fidelity Special Situations | 1.04 | Nil | UK Equities |
| | Phoenix Wealth FTF ClearBridge UK Mid Cap | 1.20 | 0.05 | UK Equities |
| | Phoenix Wealth Invesco UK Equity High Income Δ | 1.27 | Nil | UK Equities |
| TS | Phoenix Wealth iShares UK Equity Index | 0.64 | Nil | UK Equities |
| | Phoenix Wealth Jupiter UK Alpha Δ | 1.30 | Nil | UK Equities |
| MS | Phoenix Wealth Liontrust Multi-Asset UK Equity Δ ∅ | 1.27 | Nil | UK Equities |
| | Phoenix Wealth Ninety One UK Special Situations | 1.20 | 0.10 | UK Equities |
| | Phoenix Wealth Schroder Prime UK Equity | 1.00 | Nil | UK Equities |
| | Phoenix Wealth Schroder UK Mid 250 | 1.18 | Nil | UK Equities |
| UK Direct Property | | | | |
| | Phoenix Wealth CT UK Property ♦ ~ | 1.18 | 0.10 | Property |
| TS | Phoenix Wealth Legal & General Property Feeder ♦ ~ Δ | 1.00 | Nil | Property |
| UK Equity Income | | | | |
| TS | Phoenix Wealth Artemis Income | 1.20 | 0.05 | UK Equities |
| | Phoenix Wealth AXA Framlington UK Equity Income | 1.05 | 0.10 | UK Equities |

| | | Annual Fund Management Charge % | Annual Fund Expenses % | Asset Class |
|------------------------------|--|---------------------------------|------------------------|---------------------------|
| | Phoenix Wealth CT UK Equity Income | 1.20 | 0.10 | UK Equities |
| | Phoenix Wealth Fidelity Enhanced Income | 1.25 | 0.10 | UK Equities |
| TEMPORARILY SUSPENDED | Phoenix Wealth LF Woodford Equity Income | 1.20 | Nil | UK Equities |
| TS | Phoenix Wealth MI Chelverton UK Equity Income | 1.20 | 0.20 | UK Equities |
| | Phoenix Wealth Schroder Income Maximiser | 1.36 | Nil | UK Equities |
| UK Gilt | | | | |
| TS | Phoenix Wealth iShares UK Gilts All Stocks Index | 0.64 | Nil | Fixed Interest |
| | Phoenix Wealth M&G Gilt & Fixed Interest Income Δ | 0.70 | Nil | Fixed Interest |
| UK Index Linked Gilts | | | | |
| TS | Phoenix Wealth iShares Index Linked Gilt Index | 0.64 | Nil | Fixed Interest |
| UK Smaller Companies | | | | |
| | Phoenix Wealth AXA Framlington UK Smaller Companies | 1.25 | 0.10 | UK Equities |
| | Phoenix Wealth FTF ClearBridge UK Smaller Companies | 1.25 | 0.10 | UK Equities |
| Volatility Managed | | | | |
| MS | Phoenix Wealth Liontrust MA Blended Growth Δ Ø | 1.15 | Nil | Developed Market Equities |
| MS | Phoenix Wealth Liontrust MA Blended Intermediate Δ Ø | 1.11 | Nil | Other |
| MS | Phoenix Wealth Liontrust MA Blended Moderate Δ Ø | 1.07 | Nil | Other |
| MS | Phoenix Wealth Liontrust MA Blended Progressive Δ Ø | 1.13 | Nil | Other |
| MS | Phoenix Wealth Liontrust MA Blended Reserve Δ Ø | 1.04 | Nil | Other |
| MS | Phoenix Wealth Liontrust MA Dynamic Passive Growth Δ Ø | 0.70 | Nil | Other |
| MS | Phoenix Wealth Liontrust MA Dynamic Passive Intermediate Δ Ø | 0.71 | Nil | Other |
| MS | Phoenix Wealth Liontrust MA Dynamic Passive Moderate Δ Ø | 0.71 | Nil | Other |
| MS | Phoenix Wealth Liontrust MA Dynamic Passive Progressive Δ Ø | 0.70 | Nil | Other |
| MS | Phoenix Wealth Liontrust MA Dynamic Passive Reserve Δ Ø | 0.72 | Nil | Other |
| MS | Phoenix Wealth Liontrust MA Dynamic Prudent Δ Ø | 0.73 | Nil | Other |
| MS | Phoenix Wealth Liontrust MA Explorer 35 Δ Ø | 1.01 | Nil | Other |

Important Notes

The value of an investment can fall as well as rise and is not guaranteed. You could get back less than you invest.

Many funds invest in shares or other assets which are designated in a different currency to the fund. Some underlying funds can also be denominated in a different currency. Where there are currency differences, prices may fall and rise purely as a result of exchange rate fluctuations.

You have the flexibility to switch between Phoenix Wealth funds at any time currently free of charge, though Phoenix Wealth reserves the right to impose a charge in future. We also reserve the right to refuse any switch request and/or limit the number of switches. Please note that there may be an indefinite delay for disinvestments from funds where Phoenix Wealth is unable to realise the assets immediately. For further details, please see your **Terms & Conditions** or **Policy Provisions**.

Please refer to the **Key Features Document** for more information about the Investment Bond, such as the aims and risks, minimum investment levels and the tax treatment. You should be able to hold an investment for the medium term (at least 5 years) to the long term (over 10 years).

Key to symbols

- † Please note emerging markets tend to be more volatile than established stockmarkets, which can result in large fluctuations in the price of the units in these funds.
- ◆ From time to time valuations of property within this fund are carried out by independent chartered surveyors. The value of the property in the fund is a matter of the valuer's opinion rather than fact.
- ~ The unit price is based on whether we are experiencing an overall investment into the fund (by all our investors combined) or an overall disinvestment from the fund. When there is a change from investment into the fund to disinvestment from the fund there may be a significant reduction in the unit price from the previous day's price (and a significant increase in the unit price when the change is the other way). This is due to the high dealing costs involved in buying and selling property. All transactions in the fund on a particular day are effected at the same unit price, irrespective of whether you are buying or selling units.
- ◆ Please note that these funds do not aim to protect all of the investment nor do they guarantee any of the investment. This means that you could get back less than invested. There are circumstances where the protection could fail.
- # Investors should expect this fund to experience periods of significantly greater volatility (tendency of a fund's price to vary) than other funds in its sector.

- ▲ While investments in these funds are lower risk relative to other investment categories, they do not guarantee total security of capital because certain scenarios can arise resulting in a reduction in the value of your investment.

These scenarios include:

- i If interest rates rise, the current market value of certain types of instruments held in the fund will drop.
 - ii A counterparty defaults leading to only a proportion of the value of an investment being recovered.
 - iii In very low interest rate environments, interest rates earned can be lower than the charges applied to your investment.
- △ The manager of the underlying fund in which this Phoenix Wealth fund invests has changed the way they charge for their fund. They've moved from an Annual Management Charge plus Additional Expenses which are shown separately, to a single annual charge known as a Fund Management Fee which includes expenses.

As a result, we're no longer able to show Annual Fund Expenses separately for this Phoenix Wealth fund. Instead, there is now only an Annual Fund Management charge.

As the funds expenses are now included in the Annual Fund Management Charge, this charge may be higher than it was previously – but in actual fact the overall charge will either be the same figure, or lower than it was previously.

The underlying fund manager may apply a further reduction to their fund charge as its fund size increases - if this happens, we will reduce our fund charge accordingly. In the same way, if the underlying fund size reduces then the reduction in charge may also reduce which could result in a slight increase to the charges. If the increase in charges is greater than 0.1%, we would confirm this in writing.

- ∅ Liontrust have advised they have changed their calculation methodology for the annual fund expenses which has resulted in a higher figure being reported from 13/09/2022 in some cases. They have stressed that there is no increase in the actual charges or expenses. Further detail can be found on the Liontrust website - <https://www.liontrust.co.uk/costs-and-charges>

Charges

The Fund Expenses are determined by the external fund managers and vary frequently. Where applicable, they are in addition to the Fund Management Charge, are deducted from the underlying fund on a daily basis and are reflected in the unit price. If the fund manager changes their Fund Expenses, the Fund Expenses included in the unit price will be updated more frequently than our literature is reprinted and they may be different to those which appear on your illustration. Phoenix Wealth reviews and updates Fund Expenses annually (or more frequently if notified by the fund manager). Please note all Fund Expenses shown in this fund list are rounded to the nearest 0.05% and are correct as at 30 April 2026.

In addition to the fund charges shown in this document, product charges and advice charges may also be applicable. Please see the Charges leaflet (available on request) for details of product charges. Your financial adviser will be able to tell you about any advice charges.

We may increase the Fund Management Charge if there is an unexpected increase in the costs we incur in providing the Policy or the management of the fund and our Actuary considers such an increase to be reasonable. Any increase necessary will be fair, reasonable and in proportion to the increase in costs we incur.

The circumstances that could lead to such an increase in our costs are changes in tax rules, legislation or regulatory requirements or other legitimate cost increases associated with the provision of the Policy such as unexpected increases in staff or overhead costs, or in the underlying fund manager's charges.

If we increase the Fund Management Charge on a fund in which you have units we will give you the following notice:

- i Where the increase is being made by us due to a change in the underlying fund manager's charges, we shall endeavour to give you no less than 30 days notice. If we are unable to give you 30 days notice, we will give you as much notice as is reasonably practicable.
- ii In all other circumstances we will give you no less than 30 days notice of the increase.

Where a Phoenix Wealth fund invests in units in another Phoenix Wealth fund, we will ensure that there is no duplication of the Fund Management Charge.

Multi-Manager Fund Charges

Phoenix Wealth Liontrust Funds

The Fund Expenses for all Phoenix Wealth Liontrust Funds include the Fund Expenses and FMC for all the underlying funds within the Liontrust fund.

Phoenix Wealth Elite Funds

The Fund Expenses for an Elite fund will always be nil as they are included in the annual FMC.

The FMC also includes the annual FMC for all the underlying funds within the Elite fund.

Unit Prices

Our unit price is determined by the price at which the underlying assets/fund can be bought or sold. An underlying fund price reflects whether the underlying fund is buying or selling assets. Underlying assets typically have a higher price when being bought rather than sold. Consequently, our unit price may fall or rise purely as a result of sales or purchases of assets of the fund or an underlying fund.

The valuation date for the unit price used for the purchase and sale of units depends on the dealing cycle for each fund. Dealing cycles for each fund may be subject to change. For details of current dealing cycles please see our **Individual Pension Funds – Fund Dealing Guide**, available on request.

Asset Class

The asset classes outlined in this fund list relate to different types of investment held. Each asset class has different characteristics based on its level of risk. There are different types of risk that can have an effect on the performance of your investment over time. These asset classes are provided by eValue.

For more details speak to your financial adviser.

| Name | Description |
|----------------------------------|---|
| Money Market | Deposit based investments that pay interest held with institutions such as banks and building societies. |
| Property | Commercial property such as offices, warehouses and shops. |
| Fixed Interest | Investments that pay a fixed income such as bonds offered by governments or corporations. |
| UK Equity | Shares in companies listed on the UK Stock Exchange. |
| Developed Market Equities | Shares in companies listed on stock exchanges outside the UK. The countries involved will have high standards of control and regulation, such as the US, Europe and Australia. |
| Emerging Market Equities | Shares in companies listed on stock exchanges outside the UK. The countries involved will generally be fast growing and may have a less mature market structure for the trading of stocks and shares. |
| Other | Multi asset funds or funds that are not within the categories above. |

FURTHER INFORMATION

Be part of the Phoenix Wealth story

Financial Adviser

For more information on your Phoenix Wealth product and the options available to you, please speak to your financial adviser.

Please note that financial advisers use a variety of different ways to charge you for their services and you will be liable for any charges incurred. Please ask your financial adviser for full details of these charges.

If you do not have a financial adviser and would like to speak to one in your area, you can visit phoenixwealth.co.uk or unbiased.co.uk

CONTACT US

If you would like more information about your Phoenix Wealth product, please:

Call us on **0345 129 9993**

Available 8.30am – 5.30pm, Monday to Friday. As part of our commitment to quality service and security, telephone calls may be recorded.

Email us at **customerservices@phoenixwealth.co.uk**

Please be aware that emails are not secure as they can be intercepted, so think carefully before sharing personal or confidential information in this way.

Write to us at **Phoenix Wealth, Unit Linked Life & Pensions, PO Box 1393, Peterborough, PE2 2TP.**

Visit us here **phoenixwealth.co.uk**

Please visit our website to view our fund factsheets.